

RESOLUTION OF THE GOVERNING BODY OF
THE THREE AFFILIATED TRIBES OF THE
FORT BERTHOLD RESERVATION


- WHEREAS, This Nation having accepted the Indian Reorganization Act of June 18, 1934, and the authority under said Act; and
- WHEREAS, The Constitution and Bylaws of the Three Affiliated Tribes authorizes and empowers the Tribal Business Council to engage in activities for the welfare and benefit of the Tribes and tribal members; and
- WHEREAS, The Bureau of Indian Affairs is currently engaged in the process of establishing its FY 1988 Budget Request for submission to Congress for consideration in the Federal budgeting process; and
- WHEREAS, Participation in the Indian Priority System Process allows Tribes to establish budget priorities for local Bureau of Indian Affairs funding and staffing levels; and
- WHEREAS, The Three Affiliated Tribes has been provided final FY 1987 Base Year funding levels and Bureau of Indian Affairs technical assistance in developing its FY 1988 priorities; and
- WHEREAS, Meetings with the Tribal Business Council, Tribal Administrators, and Bureau of Indian Affairs staff have been held for discussion and participation in the completion of the Funding & Staffing Allocation Form and the Decision Ranking Chart; and
- WHEREAS, The Three Affiliated Tribes priorities and funding levels have been established for the FY 1988 Budget Period,

THEREFORE BE IT RESOLVED, that the Three Affiliated Tribes Tribal Business Council hereby adopts and transmits the attached Funding & Staffing Allocation and Decision Ranking Chart Forms to the Bureau of Indian Affairs to be utilized as Tribal priorities for the FY 1988 funding period.


C E R T I F I C A T I O N

I, the undersigned, as Secretary of the Tribal Business Council of the Three Affiliated Tribes, hereby certify that the Tribal Business Council is composed of 11 members of whom 7 constituting a quorum, 8 were present at a Special Meeting, thereof duly called, noticed, convened, and held on the 14 day of May 1986; that the foregoing resolution was duly adopted at such meeting by the affirmative vote of 6 members, 1 members opposed, 0 members abstained, 1 members not voting, and that said Resolution has not been rescinded or amended in any way.

Dated this 14 day of May, 1986.


Secretary, Tribal Business Council

ATTEST:


Chairman, Tribal Business Council

UNITED STATES GOVERNMENT
memorandum

DATE: 5-19-86

REPLY TO
ATTN OF: Fort Berthold Agency

SUBJECT: FY-88 IPS

TO: Aberdeen Area Director
Attn: Budget

Forwarded for review and processing are documents relating to Phase I
of the FY-88 IPS planning. These are:

1. Funding and Staffing Allocation
2. Incremental Unit Worksheet
3. Decision Ranking Chart
4. Superintendent's Report of Tribal Participation

Alvin A. Grand, Sr.
Superintendent

Attachments

OPTIONAL FORM NO. 10
(REV. 1-80)
GSA FPMR (41 CFR) 101-11.6
5010-114

BUREAU OF INDIAN AFFAIRS

SUPERINTENDENT'S REPORT OF TRIBAL PARTICIPATION

Agency: Fort BertholdLocation: A04-01


The FY-88 IPS material was received by the Three Affiliated Tribes on 5-2-86. The Chairman scheduled an executive meeting to discuss the budget on 5-7-86. This meeting was attended by the Tribe's Executive Committee, Tribal program directors and Bureau officials. The Executive Committee consisted of the following Tribal Council representatives: Nathan P. Goodiron, Presiding Official; Donald Malnourie; Edmund White Bear; John Charging; and Pete Coffe. Representatives from the following Tribal programs were in attendance: Tribal Court; Fort Berthold Community College; Wildlife Management; Social Services; Tribal Realty; and the Tribe's Legal Department.


In the 5-7-86 meeting, the Chairman expressed philosophy that considerable time and effort had been devoted to the development of the FY-87 IPS and that the budget amounts and priorities established at that time should be continued into FY-88. This would achieve the continuity and stability sought by programs and would enable them to develop long-range planning. A tentative budget based on this thought was then developed.

On 5-14-86, the Tribal Business Council met in special session to make a final decision on the FY-88 IPS. The Council took the following action in adjustments in the FY-87 base for FY-88:

1. Decrease of \$12.7 in Social Services to be added to Wildlife Management. It was felt that with the professional services now being provided by the Casey Family Foundation, a decrease in funding for BIA Social Services would be appropriate
2. Decrease of \$2.0 in Adult Education to be added to Wildlife Management. With the \$14.7 increase in funding in FY-88, Wildlife Management will be able to carry out their responsibilities more effectively
3. Decrease of \$2.6 in Tribal Court and \$7.5 in Road Maintenance to allow for increased funding of \$10.1 in Other Real Estate Services. The \$10.1 increase in FY-88 will be used in the Tribal Realty Contract as the staff progressively assumes more responsibility for the leasing and administration of tribal lands
4. Decrease of \$20.0 in Tribally-Controlled Community Colleges to be added to Self-Determination grants. This increase will be used to further the Tribe's Self-Determination Program in education matters. Their goal is to establish a Tribal Education Department and assume management of a number of education-related programs in FY-87 and FY-88.

Resolution No. 86-77C was enacted by the Tribal Business Council on 5-14-86 establishing the funding levels and priority listing as attached to this FY-88 IPS packet.


5-19-86
Agency Superintendent for Education


5-19-86
Agency Superintendent

INDIAN PRIORITY SYSTEM

DECISION RANKING CHART

(Dollars in Thousands and Tenths)
 (FTE in Work Years and Tenths)

1 LOCATION: Fort Berthold

3 TRIBE: Three Affiliated

2 LOCATION CODE: A04-01

4 FISCAL YEAR: 1988

DECISION PACKAGES		PROGRAM TITLE	FUNDING & STAFFING LEVELS			
PRIORITY RANKING	PACKAGE CODE		THIS PACKAGE		CUMULATIVE	
			\$M	FTE	\$M	FTE
1	541	Other Real Estate Services	\$ 202.5	8	\$ 202.5	8
2	311	Agriculture	210.0	9	412.5	17
3	281	Roads Maintenance	357.0	7	769.5	24
4	201	Tribal Courts	133.0	0	902.5	24
5	221	Law Enforcement	343.4	10	1,245.9	34
6	211	Social Services	147.0	0	1,392.9	34
7	271	Credit & Financing	38.1	1	1,431.0	35
8	111	Scholarships	235.2	0	1,666.2	35
9	441	Wildlife Management	78.5	0	1,744.7	35
10	251	Adult Vocational Training	80.6	1	1,825.3	36
11	261	Other Employment Assistance	14.0	0	1,839.3	36

INDIAN PRIORITY SYSTEM

DECISION RANKING CHART

(Dollars in Thousands and Tenths)
 (FTE in Work Years and Tenths)

1 LOCATION: Fort Berthold Agency

3 TRIBE: Three Affiliated

2 LOCATION CODE: A04-01

4 FISCAL YEAR: 1988

DECISION PACKAGES		PROGRAM TITLE	FUNDING & STAFFING LEVELS			
PRIORITY RANKING	PACKAGE CODE		THIS PACKAGE		CUMULATIVE	
			\$M	FTE	\$M	FTE
12	181	Other Aid to Tribal Government	15.7	0	1,855.0	36
13	231	SDS - Grants	23.1	0	1,878.1	36
14	131	Tribally Controlled Community Colleges	21.0	0	1,899.1	36
15	121	Adult Education	21.3	0	1,920.4	36
16	721	Administrative Services	93.1	4	2,013.5	40
17	701	Executive Direction	56.8	1.5	2,070.3	41.5
18	401	Water Resources	49.0	0	2,119.3	41.5
19	481	Minerals and Mining	16.1	1	2,135.4	42.5
20	312	Agriculture	45.0	0	2,180.4	42.5
21	402	Water Resources	10.5	0	2,190.9	42.5
22	482	Minerals and Mining	3.5	0	2,194.4	42.5

INDIAN PRIORITY SYSTEM

DECISION RANKING CHART

(Dollars in Thousands and Tenths)
 (FTE in Work Years and Tenths)

1 LOCATION: Fort Berthold

3 TRIBE: Three Affiliated

2 LOCATION CODE: A04-01

4 FISCAL YEAR: 1988

DECISION PACKAGES		PROGRAM TITLE	FUNDING & STAFFING LEVELS			
PRIORITY RANKING	PACKAGE CODE		THIS PACKAGE		CUMULATIVE	
			\$M	FTE	\$M	FTE
23	212	Social Services	31.5	0	2,225.9	42.5
24	282	Road Maintenance	76.5	2	2,302.4	44.5
25	222	Law Enforcement	73.6	1	2,376.0	45.5
26	112	Scholarships	50.4	0	2,426.4	45.5
27	252	Adult Vocational Training	17.3	.5	2,443.7	46
28	442	Wildlife Management	16.8	0	2,460.5	46
29	542	Other Real Estate Services	43.4	1	2,503.9	47
30	332	Other Employment Assistance	3.0	0	2,506.9	47
31	722	Administrative Services	20.0	.5	2,526.9	47.5
32	702	Executive Direction	12.1	.5	2,539.0	48
33	122	Adult Education	4.5	0	2,543.5	48

INDIAN PRIORITY SYSTEM

DECISION RANKING CHART

(Dollars in Thousands and Tenths)
 (FTE in Work Years and Tenths)

1 LOCATION: Fort Berthold

3 TRIBE: Three Affiliated

2 LOCATION CODE: A04-01

4 FISCAL YEAR: 1988

DECISION PACKAGES		PROGRAM TITLE	FUNDING & STAFFING LEVELS			
5 PRIORITY RANKING	6 PACKAGE CODE		8 THIS PACKAGE		9 CUMULATIVE	
			\$M	FTE	\$M	FTE
34	132	Tribally-Controlled Community Colleges	4.5	0	2,548.0	48
35	202	Tribal Courts	28.5	0	2,576.5	48
36	232	SDS - Grants	5.0	0	2,581.5	48
37	272	Credit and Financing	8.1	1	2,589.6	49
38	182	Other Aid to Tribal Government	3.3	0	2,592.9	49
39	233	SDS - Grants	4.9	0	2,597.8	49
40	113	Scholarships	50.4	0	2,648.2	49
41	283	Road Maintenance	76.5	0	2,724.7	49
42	543	Other Real Estate Services	43.4	1	2,768.1	50
43	213	Social Services	31.5	0	2,799.6	50
44	223	Law Enforcement	73.6	2	2,873.2	52

INDIAN PRIORITY SYSTEM

DECISION RANKING CHART

(Dollars in Thousands and Tenths)
 (FTE in Work Years and Tenths)

1 LOCATION: Fort Berthold

3 TRIBE: Three Affiliated

2 LOCATION CODE: A04-01

4 FISCAL YEAR: 1988

DECISION PACKAGES		PROGRAM TITLE	FUNDING & STAFFING LEVELS			
5 PRIORITY RANKING	6 PACKAGE CODE		8 THIS PACKAGE		9 CUMULATIVE	
			\$M	FTE	\$M	FTE
45	253	Adult Vocational Training	17.3	.5	2,890.5	52.5
46	263	Other Employment Assistance	3.0	0	2,893.5	52.5
47	313	Agriculture	45.0	2	2,938.5	54.5
48	403	Water Resources	10.5	0	2,949.0	54.5
49	443	Wildlife Management	16.8	0	2,965.8	54.5
50	483	Minerals and Mining	3.4	0	2,969.2	54.5
51	203	Tribal Courts	28.5	0	2,997.7	54.5
52	273	Credit and Financing	8.2	0	3,005.9	54.5
53	723	Administrative Services	19.9	.5	3,025.8	55
54	703	Executive Direction	12.2	0	3,038.0	55
55	123	Adult Education	4.6	0	3,042.6	55

INDIAN PRIORITY SYSTEM

DECISION RANKING CHART

(Dollars in Thousands and Tenths)
 (FTE in Work Years and Tenths)

1 LOCATION: Fort Berthold

3 TRIBE: Three Affiliated

2 LOCATION CODE: A04-01

4 FISCAL YEAR: 1988

DECISION PACKAGES		PROGRAM TITLE	FUNDING & STAFFING LEVELS			
PRIORITY RANKING	PACKAGE CODE		THIS PACKAGE		CUMULATIVE	
			\$M	FTE	\$M	FTE
56	133	Tribally-Controlled Community Colleges	4.5	0	3,047.1	55
57	183	Other Aid to Tribal Government	3.4	0	3,050.5	55
58	284	Road Maintenance	76.3	0	3,126.8	55
59	214	Social Services	31.5	0	3,158.3	55
60	114	Scholarships	50.4	0	3,208.7	55
61	134	Tribally-Controlled Community Colleges	4.5	0	3,213.2	55
62	124	Adult Education	4.6	0	3,217.8	55
63	204	Tribal Courts	28.5	0	3,246.3	55
64	234	SDS - Grants	5.0	0	3,251.3	55
65	254	Adult Vocational Training	17.3	0	3,268.6	55
66	264	Other Employment Assistance	3.0	0	3,271.6	55

INDIAN PRIORITY SYSTEM

DECISION RANKING CHART

(Dollars in Thousands and Tenths)
 (FTE in Work Years and Tenths)

1 LOCATION: Fort Berthold

3 TRIBE: Three Affiliated

2 LOCATION CODE: A04-01

4 FISCAL YEAR: 1988

DECISION PACKAGES		PROGRAM TITLE	FUNDING & STAFFING LEVELS			
5 PRIORITY RANKING	6 PACKAGE CODE		8 THIS PACKAGE		9 CUMULATIVE	
			\$M	FTE	\$M	FTE
67	314	Agriculture	45.0	0	3,316.6	55
68	404	Water Resources	10.5	0	3,327.1	55
69	444	Wildlife Management	16.9	0	3,344.0	55
70	484	Minerals and Mining	3.5	0	3,347.5	55
71	544	Other Real Estate Services	43.3	0	3,390.8	55
72	274	Credit and Financing	8.1	0	3,398.9	55
73	184	Other Aid to Tribal Government	3.4	0	3,402.3	55
74	224	Law Enforcement Services	73.6	0	3,475.9	55
75	704	Executive Direction	12.2	0	3,488.1	55
76	724	Administrative Services	20.0	0	3,508.1	55

INDIAN PRIORITY SYSTEM

DECISION RANKING CHART

(Dollars in Thousands and Tenths)
 (FTE in Work Years and Tenths)

1 LOCATION: Fort Berthold

3 TRIBE: Three Affiliated

2 LOCATION CODE: A04-01

4 FISCAL YEAR: 1988

DECISION PACKAGES		PROGRAM TITLE	FUNDING & STAFFING LEVELS			
5 PRIORITY RANKING	6 PACKAGE CODE		8 THIS PACKAGE		9 CUMULATIVE	
			\$M	FTE	\$M	FTE
		BALANCES BROUGHT FORWARD			\$3,508.1	55
		Add non-banded FTE				15
		Total FTE				70

10 Angela F. Felus
 SUPERINTENDENT

Alvin A. Smith
 TRIBAL OFFICIAL(S)
 Chairman

5-19-86
 DATE

Angela F. Felus 5-19-86
 AGENCY SUPERINTENDENT FOR EDUCATION

REVISED FY-1987 BASE (5-9-86)

OMB Form No. 1076-0059
Form BIA-4256
October 1982

Annual Issuance 9.4 (b)
Page 1 of 6

INDIAN PRIORITY SYSTEM

FUNDING & STAFFING ALLOCATION FORM

(Dollars in Thousands & Tenths)
(FTE in Work Years & Tenths)

1 LOCATION: Fort Berthold

3 TRIBE: Three Affiliated

2 LOCATION CODE: A04-01

4 FISCAL YEAR: 1988

5 GENERAL OPERATIONS	7 PROGRAM CODE	8 LINE CODE	9 BASE		10 LEVEL 1		10 LEVEL 2		10 LEVEL 3		10 LEVEL 4	
			\$M	FTE	a \$M	b FTE	a \$M	b FTE	a \$M	b FTE	a \$M	b FTE
6					(111)		(112)		(113)		(114)	
Scholarships	1365	11	336.0	0	235.2	0	285.6	0	336.0	0	386.4	0
					(121)		(122)		(123)		(124)	
Adult Education	1399	12	32.4	0	21.3	0	25.8	0	30.4	0	35.0	0
					(131)		(132)		(133)		(134)	
Tribal Controlled Comm. Colleges	1367	13	50.0	0	21.0	0	25.5	0	30.0	0	34.5	0
					(151)		(152)		(153)		(154)	
Community Serv. General	2000	15										
					(161)		(162)		(163)		(164)	
Agriculture Extension Serv.	2168	16										
					(171)		(172)		(173)		(174)	
Community Fire Protection	2170	17										
					(181)		(182)		(183)		(184)	
Other Aid to Tribal Government	2199	18	22.4	0	15.7	0	19.0	0	22.4	0	25.8	0
					(201)		(202)		(203)		(204)	
Tribal Courts	2165	20	192.6	0	133.0	0	161.5	0	190.0	0	218.5	0
					(211)		(212)		(213)		(214)	
Social Services	2200	21	222.7	0	147.0	0	178.5	0	210.0	0	241.5	0

REVISED FY-1987 BASE (5-9-86)

OMB Form No. 1076-0059
Form BIA-4256
October 1982

Annual Issuance 9.4 (b)
Page 2 of 6

INDIAN PRIORITY SYSTEM

FUNDING & STAFFING ALLOCATION FORM

(Dollars in Thousands & Tenths)
(FTE in Work Years & Tenths)

1 LOCATION: Fort Berthold

3 TRIBE: Three Affiliated

2 LOCATION CODE: A04-01

4 FISCAL YEAR: 1988

5 GENERAL OPERATIONS	7 PROGRAM CODE	8 LINE CODE	9 BASE		10 LEVEL 1		10 LEVEL 2		10 LEVEL 3		10 LEVEL 4	
			\$M	FTE	a \$M	b FTE	a \$M	b FTE	a \$M	b FTE	a \$M	b FTE
6					(221)		(222)		(223)		(224)	
Law Enforcement	2300	22	490.6	13	343.4	10	417.0	11	490.6	13	564.2	13
					(261)		(262)		(263)		(264)	
SDS-Grants	2661	23	13.0	0	23.1	0	28.1	0	33.0	0	38.0	0
					(241)		(242)		(243)		(244)	
SDS-Training & Technical Assist.	2699	24										
					(251)		(252)		(253)		(254)	
Adult Vocational Training	3365	25	115.2	2	80.6	1	97.9	1.5	115.2	2	132.5	2
					(261)		(262)		(263)		(264)	
Other Employment Assistance (D.E.)	3399	26	20.0	0	14.0	0	17.0	0	20.0	0	23.0	0
					(271)		(272)		(273)		(274)	
Credit & Financing	3200	27	54.4	2	38.1	1	46.2	2	54.4	2	62.5	2
					(281)		(282)		(283)		(284)	
Road Maintenance	3500	28	517.5	9	357.0	7	433.5	9	510.0	9	586.3	9
11	SUBTOTAL (General Operations):		2,066.8	26	1,429.4	19	1,735.6	23.5	2,042.0	26	2,348.2	26

REVISED FY-1987 BASE (5-9-86)

OMB Form No. 1076-0059
Form BIA-4256
October 1982

Annual Issuance 9.4 (b)
Page 3 of 6

INDIAN PRIORITY SYSTEM

FUNDING & STAFFING ALLOCATION FORM

(Dollars in Thousands & Tenths)
(FTE in Work Years & Tenths)

1 LOCATION: Fort Berthold

3 TRIBE: Three Affiliated

2 LOCATION CODE: A04-01

4 FISCAL YEAR: 1988

5 TRUST OPERATIONS	7 PROGRAM CODE	8 LINE CODE	9 BASE		10 LEVEL 1		10 LEVEL 2		10 LEVEL 3		10 LEVEL 4	
			\$M	FTE	a \$M	b FTE	a \$M	b FTE	a \$M	b FTE	a \$M	b FTE
6 Natural Resources General	5000	30			(301)		(302)		(303)		(304)	
Agriculture	5100	31	300.0	10	(311) 210.0	9	(312) 255.0	9	(313) 300.0	11	(314) 345.0	11
Timber Sale Management	5262	34			(341)		(342)		(343)		(344)	
Forest Management Inven. & Plans	5221	35			(351)		(352)		(353)		(354)	
Forest Development	5231	36			(361)		(362)		(363)		(364)	
Forest Protection	5261	37			(371)		(372)		(373)		(374)	
Forest Program Mgmt. (Rel. Fct.)	5299	38			(381)		(382)		(383)		(384)	
Water Resources	5400	40	70.0	0	(401) 49.0	0	(402) 59.5	0	(403) 70.0	0	(404) 80.5	0
Anadromous Fishes Mgmt.	5766	41			(411)		(412)		(413)		(414)	

REVISED FY-1987 BASE (5-9-86)

OMB Form No. 1076-0059
Form BIA-4256
October 1982

Annual Issuance 9.4 (b)
Page 4 of 6

INDIAN PRIORITY SYSTEM

FUNDING & STAFFING ALLOCATION FORM

(Dollars in Thousands & Tenths)
(FTE in Work Years & Tenths)

1 LOCATION: Fort Berthold

3 TRIBE: Three Affiliated

2 LOCATION CODE: A04-01

4 FISCAL YEAR: 1988

5 TRUST OPERATIONS	7 PROGRAM CODE	8 LINE CODE	9 BASE		10 LEVEL 1		10 LEVEL 2		10 LEVEL 3		10 LEVEL 4	
			\$M	FTE	a \$M	b FTE	a \$M	b FTE	a \$M	b FTE	a \$M	b FTE
6 Great Lakes Fisheries Mgmt.	5767	42			(421)		(422)		(423)		(424)	
Inland Fisheries Management	5763	43			(431)		(432)		(433)		(434)	
Wildlife Mgmt.	5761	44	97.4	0	(441)	78.5 0	(442)	95.3 0	(443)	112.1 0	(444)	129.0 0
Outdoor Recreation Mgmt.	5762	45			(451)		(452)		(453)		(454)	
Fish Hatchery Ops. & Maint.	5764	46			(461)		(462)		(463)		(464)	
Fish & Wildlife Resource Util.	5799	47			(471)		(472)		(473)		(474)	
Minerals & Mines.	5300	48	23.0	1	(481)	16.1 1	(482)	19.6 1	(483)	23.0 1	(484)	26.5 1
Trust Serv. Gen.	4000	50			(501)		(502)		(503)		(504)	
Environmental Quality Serv.	4122	51			(511)		(512)		(513)		(514)	

REVISED FY-1987 (5-9-86)

OMB Form No. 1076-0059
Form BIA-4256
October 1982

Annual Issuance 9.4 (b)
Page 6 of 6

INDIAN PRIORITY SYSTEM

FUNDING & STAFFING ALLOCATION FORM

(Dollars in Thousands & Tenths)
(FTE in Work Years & Tenths)

1 LOCATION: Fort Berthold

3 TRIBE: Three Affiliated

2 LOCATION CODE: A04-01

4 FISCAL YEAR: 1988

5 MANAGEMENT OPERATIONS	7 PROGRAM CODE	8 LINE CODE	9 BASE		10 LEVEL 1		10 LEVEL 2		10 LEVEL 3		10 LEVEL 4	
			\$M	FTE	a \$M	b FTE	a \$M	b FTE	a \$M	b FTE	a \$M	b FTE
6 Executive Direction	7100	70	81.1	2	(701) 56.8	1.5	(702) 68.9	2	(703) 81.1	2	(704) 93.3	2
Administrative Services	7299	72	133.0	5	(721) 93.1	4	(722) 113.1	4.5	(723) 133.0	5	(724) 153.0	5
Safety Management	7271	74			(741)		(742)		(743)		(744)	
11 SUBTOTAL (Management Ops):			214.1	7	149.9	5.5	182.0	6.5	214.1	7	246.3	7
12 LOCATION TOTAL:			3,050.5	70	2,135.4	57.5*	2,592.9	64*	3,050.5	70*	3,508.1	70*
13 PERCENTAGE (%) OF BASE					70%		85%		100%		115%	

*Includes 15 nonbanded FTE

14 Alonzo J. Brown, Jr.
AGENCY SUPERINTENDENT
Wachita F. Felix 5-19-86
SUPERINTENDENT FOR EDUCATION

George Speed Bear
TRIBAL OFFICIAL(S)

5-19-86
DATE

OMB Form No. 1076-0059
Form BIA-4258
October 1982

INDIAN PRIORITY SYSTEM

Annual Issuance 9.4 (d)
Page 1 of 6

INCREMENTAL UNIT WORKSHEET

(Dollars in Thousands & Tenths)
(FTE in Work Years & Tenths)

1 LOCATION: Fort Berthold3 TRIBE: Three Affiliated2 LOCATION CODE: A04-014 FISCAL YEAR: 1988

5 GENERAL OPERATIONS	7 PROGRAM CODE	8 LINE CODE	9 LEVEL 1		10 LEVEL 2		11 LEVEL 3		12 LEVEL 4	
			\$M	FTE	\$M	FTE	\$M	FTE	\$M	FTE
6			(111)		(112)		(113)		(114)	
Scholarships	1365	11	235.2	0	50.4	0	50.4	0	50.4	0
			(121)		(122)		(123)		(124)	
Adult Education	1399	12	21.3	0	4.5	0	4.6	0	4.6	0
			(131)		(132)		(133)		(134)	
Tribal Controlled Community Colleges	1367	13	21.0	0	4.5	0	4.5	0	4.5	0
			(151)		(152)		(153)		(154)	
Community Services General	2000	15								
			(161)		(162)		(163)		(164)	
Agriculture Extension Services	2168	16								
			(171)		(172)		(173)		(174)	
Community Fire Protection	2170	17								
			(181)		(182)		(183)		(184)	
Other Aid to Tribal Government	2199	18	15.7	0	3.3	0	3.4	0	3.4	0
			(201)		(202)		(203)		(204)	
Tribal Courts	2165	20	133.0	0	28.5	0	28.5	0	28.5	0
			(211)		(212)		(213)		(214)	
Social Services	2200	21	147.0	0	31.5	0	31.5	0	31.5	0

INDIAN PRIORITY SYSTEM

INCREMENTAL UNIT WORKSHEET

(Dollars in Thousands & Tenths)
 (FTE in Work Years & Tenths)

1 LOCATION: Fort Berthold

3 TRIBE: Three Affiliated

2 LOCATION CODE: A04-01

4 FISCAL YEAR: 1988

5 GENERAL OPERATIONS	7 PROGRAM CODE	8 LINE CODE	9 LEVEL 1		10 LEVEL 2		11 LEVEL 3		12 LEVEL 4	
			\$M	FTE	\$M	FTE	\$M	FTE	\$M	FTE
6			(221)		(222)		(223)		(224)	
Law Enforcement	2300	22	343.4	10	73.6	1	73.6	2	73.6	0
			(231)		(232)		(233)		(234)	
SDS-Grants	2661	23	23.1	0	5.0	0	4.9	0	5.0	0
			(241)		(242)		(243)		(244)	
SDS-Training & Technical Assistance	2699	24								
			(251)		(252)		(253)		(254)	
Adult Vocational Training	3365	25	80.6	1	17.3	.5	17.3	.5	17.3	0
			(261)		(262)		(263)		(264)	
Other Employment Assistance (D.E.)	3399	26	14.0	0	3.0	0	3.0	0	3.0	0
			(271)		(272)		(273)		(274)	
Credit & Financing	3200	27	38.1	1	8.1	1	8.2	0	8.1	0
			(281)		(282)		(283)		(284)	
Road Maintenance	3500	28	357.0	7	76.5	2	76.5	0	76.3	0
11 SUBTOTAL (General Operations):			1,429.4	19	306.2	4.5	306.4	2.5	306.2	0

INDIAN PRIORITY SYSTEM

INCREMENTAL UNIT WORKSHEET

(Dollars in Thousands & Tenths)
 (FTE in Work Years & Tenths)

1 LOCATION: Fort Berthold

3 TRIBE: Three Affiliated

2 LOCATION CODE: A04-01

4 FISCAL YEAR: 1988

5	7	8	9		10		11		12	
			LEVEL 1		LEVEL 2		LEVEL 3		LEVEL 4	
TRUST OPERATIONS	PROGRAM CODE	LINE CODE	\$M	FTE	\$M	FTE	\$M	FTE	\$M	FTE
6			(421)		(422)		(423)		(424)	
Great Lakes Fisheries Management	5767	42								
Inland Fisheries Management	5763	43	(431)		(432)		(433)		(434)	
Wildlife Management	5761	44	(441)	78.5	(442)	0	(443)	16.8	(444)	0
Outdoor Recreation Management	5762	45	(451)		(452)		(453)		(454)	
Fish Hatchery Operations & Maintenance	5764	46	(461)		(462)		(463)		(464)	
Fish & Wildlife Resource Utilization Management	5799	47	(471)		(472)		(473)		(474)	
Minerals & Mining	5300	48	(481)	16.1	(482)	1	(483)	3.4	(484)	0
Trust Services General	4000	50	(501)		(502)		(503)		(504)	
Environmental Quality Services	4122	51	(511)		(512)		(513)		(514)	

INDIAN PRIORITY SYSTEM

INCREMENTAL UNIT WORKSHEET

(Dollars in Thousands & Tenths)
 (FTE in Work Years & Tenths)

1 LOCATION: Fort Berthold

3 TRIBE: Three Affiliated

2 LOCATION CODE: A04-01

4 FISCAL YEAR: 1988

5 MANAGEMENT OPERATIONS	7 PROGRAM CODE	8 LINE CODE	9 LEVEL 1		10 LEVEL 2		11 LEVEL 3		12 LEVEL 4	
			\$M	FTE	\$M	FTE	\$M	FTE	\$M	FTE
6			(701)		(702)		(703)		(704)	
Executive Direction	7100	70	56.8	1.5	12.1	.5	12.2	0	12.2	0
			(721)		(722)		(723)		(724)	
Administrative Services	7299	72	93.1	4	20.0	.5	19.9	0.5	20.0	0
			(741)		(742)		(743)		(744)	
Safety Management	7271	74								
11										
SUBTOTAL (Magement Operations):			149.9	5.5	32.1	1	32.1	.5	32.2	0
////////////////////////////////////										
LOCATION TOTAL:			2,135.4	57.5	457.5	6.5	457.6	6	457.6	0